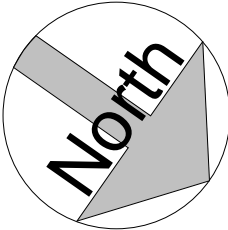




Ripple 2

First Floor Plan 1:100



-  Office floor space
-  Floor space less than 5'0 (1.5m) high

Net Internal Area = 495 sq.ft.
Gross Internal Area = 538 sq.ft.

